



Safewipes

For the removal of all types of graffiti markers, spray can paints, overspray, scuff marks and grime from painted and smooth surfaces

Product Data Sheet

Product Code: WB0061

Issued: August 8, 2016


PRODUCT DESCRIPTION

For the removal of all types of graffiti markers, spray can paints, overspray, scuff marks and grime from painted and smooth surfaces.

Safewipes will remove:

Spray Can Paints, Overspray, Felpens, Magic Markers, Crayons, Ballpoint Pens, Scuff Marks, Grease, Grime and other marks, from:

Walls, Signs, Chairs, Whiteboards, Newspaper Dispensers, Bathroom Walls, Desks, Post Boxes, Commercial/ Real Estate/ Road Signs, Signal Control Boxes, Playground Structures, Cars/ Trucks/ Trailers/ Equipment, Bus Stops, Powder Coat, Plastics and Acrylics.



SAFEWIPES dissolve and suspend spray cans and other markers, so you can wipe away cleanly on smooth surfaces.

FEATURES & BENEFITS

- Versatile multi-use product for removing graffiti and other marks from painted and smooth surfaces.
- Available in hermetically sealed pouches for easy of distribution and unlimited shelf life.
- Fast acting, non-damaging formula encapsulates and suspends graffiti and other marks so you can wipe away easily without smearing / smudging or re-depositing into coated surface.
- Pleasant smelling and non toxic.
- Safe and effective to use on most smooth surfaces.



- BIODEGRADABLE liquid.
- Cleans and disinfects (kills) staphylococcus, streptococcus, E. coli and salmonella.

INSTRUCTIONS FOR USE

Experience has shown that the best technique in using this product is as follows:

STEP 1. Unfold and scrunch up towel. Using a circular wiping motion, remove marks in small areas at a time. Turn the towel over with every wipe to keep the area clean.

STEP 2. After removing the mark, immediately wipe the area with a soft DAMP cloth or our convenient 'AFTER-WIPES'.

Felpens will almost certainly dissolve immediately, but wax crayons may take a little longer. Spray can paints will require wetting down first prior to scrubbing.



**FOR EXPERT TECHNICAL ADVICE ON YOUR REMOVAL JOB,
PLEASE CALL 1-818-247-2555 OR
EMAIL SALES@GRAFFITIREMOVALINC.COM**



Urban Restoration Group US Inc. (URG US INC) maintains Safety Data Sheets (SDS) on all of its products. These sheets contain information that you may need to protect your employees and customers against health or safety hazards associated with our product. URG US INC recommends that you obtain a copy of the respective SDS sheet prior to using or transporting our products. The information in this Product Data Sheet is based on data we believe to be reliable. It is offered in good faith, but without guarantee, as ultimately the conditions and methods of the use of our products are beyond our control.

URBAN RESTORATION GROUP US INC MAIL: 1146 N Central Ave. #531, Glendale CA 91202 USA. WAREHOUSE: 5439 San Fernando Rd. W, Los Angeles CA 90039 USA. TEL: 1-818-247-2555. FAX: 1-818-247-2515. EMAIL: sales@graffitiremovalinc.com. WEB: www.graffitiremovalinc.com



Safewipes

For the removal of all types of graffiti markers, spray can paints, overspray, scuff marks and grime from painted and smooth surfaces

Product Data Sheet

Product Code: WB0061

Issued: August 8, 2016

INSTRUCTIONS FOR USE cont...

Do not worry if every marker stain is not removed. Any remaining stain / shadow will be easily removed with FELTPEN FADEOUT.

TIPS FOR EFFECTIVE USE OF SAFEWIPES

TIP 1. Always clean small areas at a time about the size of your hand and wipe away with a damp cloth as you go. Check to ensure there is no damage before taking on larger areas to clean.

TIP 2. Wet down graffiti first with SAFEWIPES before scrubbing. Sometimes up to several minutes are required before the paint 'crinkles', and begins to dissolve the graffiti allowing you to wipe it away with a DAMP cloth.

TIP 3. On extremely sensitive surfaces such as street signage and certain acrylics, it can be helpful to wet down the surface first with a damp cloth before attempting removal.



SAFETY ISSUES

While SAFEWIPES are very safe to use in comparison to most graffiti removal products, the intended use for the product is stripping paint, waxes and oils from building surfaces and is thus can be more aggressive on skin and eyes than normal every day cleaners.

Wear gloves and protective glasses to avoid eye and skin contact. Use in well-ventilated areas.




SAFETY ISSUES cont...

Flammable liquid: Keep away from heat, hot surfaces, sparks, open flames and other ignition sources.

LIMITATIONS

SAFEWIPES are designed for smooth surfaces and may not be suitable for soft furnishings.

Vinyl siding and some plastics can occasionally be extremely vulnerable to damage.




CAUTION

Before commencing any large scale use, always test first in an inconspicuous area. This product is designed to remove all types of markers and stains, and may have an unpredictable or even damaging result on certain man-made or stained surfaces. If necessary wait for surface to dry to ensure perfect results.

COVERAGE GUIDELINES

1 SAFEWIPE may remove approx. 5 - 10 sq ft of graffiti. Exact coverage varies depending on type of stain and the porosity of surface material.



TEMPERATURE USAGE

Expect considerably slower reaction times in weather below 40°F / 5°C.



Urban Restoration Group US Inc. (URG US INC) maintains Safety Data Sheets (SDS) on all of its products. These sheets contain information that you may need to protect your employees and customers against health or safety hazards associated with our product. URG US INC recommends that you obtain a copy of the respective SDS sheet prior to using or transporting our products. The information in this Product Data Sheet is based on data we believe to be reliable. It is offered in good faith, but without guarantee, as ultimately the conditions and methods of the use of our products are beyond our control.

URBAN RESTORATION GROUP US INC MAIL: 1146 N Central Ave. #531, Glendale CA 91202 USA. WAREHOUSE: 5439 San Fernando Rd. W, Los Angeles CA 90039 USA. TEL: 1-818-247-2555. FAX: 1-818-247-2515. EMAIL: sales@graffitiremovalinc.com. WEB: www.graffitiremovalinc.com



Safewipes

For the removal of all types of graffiti markers, spray can paints, overspray, scuff marks and grime from painted and smooth surfaces

Product Data Sheet

Product Code: WB0061

Issued: August 8, 2016

TECHNICAL DATA

Composition

SAFEWIPES contain a premium blend of natural alcohols and citrus oils designed to dissolve and suspend stains so they can be wiped away with a damp toweling cloth.

Properties

Color: Orange towelette

Odor: Citrus odor.

PH: 7.8

Storage: Store in a cold dry place away from heat or flames.

Shelf Life: 5 years or longer in unopened container.

Precaution: Flammable

DOT Markings: UN3175, Solids containing flammable liquid, n.o.s. (Terpene Hydrocarbon, Ethyl Alcohol) 4.1, PG II

ENVIRONMENTAL CARE

SAFEWIPES are impregnated with a BIODEGRADABLE liquid. Please dispose of them thoughtfully.

See SDS for further information.

CONTACT MANUFACTURER

Urban Restoration Group US Inc.
5439 San Fernando Rd. W., Los Angeles CA 90039 USA
Tel: +1-818-247-2555. Fax: +1-818-247-2515
Email: sales@graffitiremovalinc.com
Web: www.graffitiremovalinc.com



Urban Restoration Group US Inc. (URG US INC) maintains Safety Data Sheets (SDS) on all of its products. These sheets contain information that you may need to protect your employees and customers against health or safety hazards associated with our product. URG US INC recommends that you obtain a copy of the respective SDS sheet prior to using or transporting our products. The information in this Product Data Sheet is based on data we believe to be reliable. It is offered in good faith, but without guarantee, as ultimately the conditions and methods of the use of our products are beyond our control.

URBAN RESTORATION GROUP US INC MAIL: 1146 N Central Ave. #531, Glendale CA 91202 USA. WAREHOUSE: 5439 San Fernando Rd. W, Los Angeles CA 90039 USA. TEL: 1-818-247-2555. FAX: 1-818-247-2515. EMAIL: sales@graffitiremovalinc.com. WEB: www.graffitiremovalinc.com